

At the end of December 2018, there were 4,882 active self-employed workers in Monaco, representing 5,274 operational businesses. Self-employed workers in Monaco are overwhelmingly male and almost all operational businesses fall within the tertiary sector.

A self-employed worker is an individual who is authorised to conduct a professional activity in Monaco on a self-employed basis (this activity may be of a craft-based, industrial or commercial nature, or it may be a liberal profession). Self-employment status can take various legal forms: self-employed workers may operate commercial businesses (taxis, shops, hairdressers, etc.) or non-commercial businesses (as doctors, nurses, dentists, etc.).

Self-employed workers: overwhelmingly male

At the end of 2018, there were 4,882 active self-employed workers in the Principality of Monaco, ten times fewer than the number of employees during the same period.

Women are very much the minority among self-employed workers, and are less represented in this sector than in salaried employment in the private sector: 27.9% of self-employed workers in 2018 were women (1,364 people), compared with 40.0% of employees in the private sector.

The average age of a self-employed worker in 2018 was 50.6 years, nine years older than the average age of a private sector employee during the same period. In addition, women were an average of two and a half years younger than men.

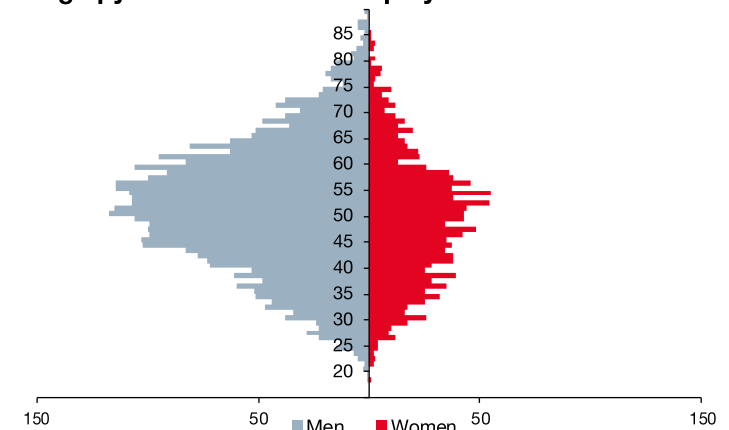
The 45–54 age group was best represented among self-employed workers, accounting for 30.7% of the total, while the 55–64 age group accounted for almost a quarter of all self-employed workers.

1. Number of self-employed, distribution and average age according to gender in 2018

	Number of self-employed	Share	Average age
Men	3,518	72.1%	51.3 y/o
Women	1,364	27.9%	48.8 y/o
Total	4,882	100%	50.6 y/o

Sources: Caisses sociales de Monaco, Monaco Statistics

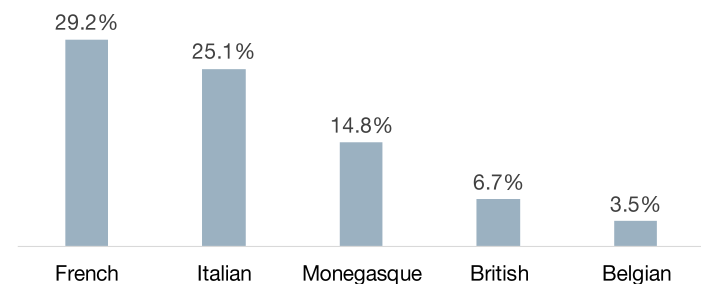
2. Age pyramid of the self-employed in 2018



Sources: Caisses sociales de Monaco, Monaco Statistics

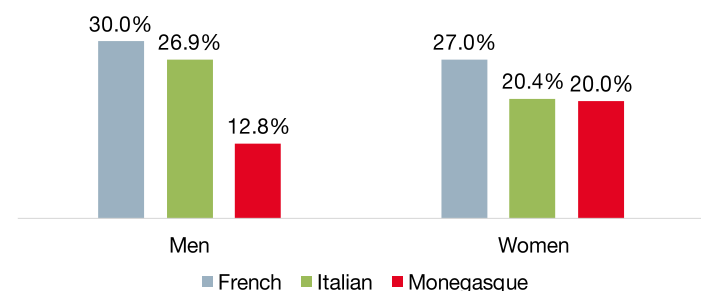
Most self-employed workers are French, Italian or Monegasque

3. Distribution of the main nationalities represented among the self-employed in 2018



Sources: Caisses sociales de Monaco, Monaco Statistics

4. Representation of the first three nationalities of self-employed by sex in 2018



Sources: Caisses sociales de Monaco, Monaco Statistics

Reading: Of all male self-employed, 30% are of French nationality; of all female self-

In 2018, more than 70 different nationalities were recorded among self-employed workers. French nationals were the most numerous, representing about three in ten self-employed workers, followed by Italian nationals, who make up a quarter of this group. There were 719 self-employed Monegasques, accounting for around 15% of the total (Monegasques made up 1.9% of all employees in the private sector and 28.3% of civil servants in 2018). Nationals from these three countries, who make up the majority of self-employed workers, also account for the majority of Monaco's resident population.

The breakdown of self-employed workers by nationality changes according to gender. While the ranking of the main communities with the highest representation remains unchanged, 30% of male self-employed workers are French, compared with 27% of female self-employed workers. Italian self-employed workers also account for a higher proportion of the men in this group than the women (26.9% and 20.4% respectively). Conversely, Monegasque nationals accounted for a higher proportion of women in this group: 12.8% of male self-employed workers were Monegasque, compared with 20.0% of female self-employed workers.

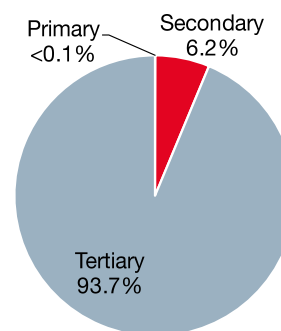
Most businesses run by self-employed workers are in wholesale/retail or services

At the end of 2018, there were 5,274 operational businesses run by self-employed workers. On average over this period, each self-employed worker owned 1.08 businesses.

The Monegasque economy is largely dominated by the tertiary sector, which is particularly strongly represented in the self-employment sector: more than 93% of businesses run by self-employed workers are in the tertiary sector. In addition, if we classify these businesses (design, management consultancy, lawyers, engineers, etc.), it is clear that the major activity sector *Scientific and Technical Activities, Administrative and Support Services* is the most significant, accounting for more than 30% of businesses operated by self-employed workers in 2018 and 22.8% of salaried employment in the private sector.

The businesses operated by self-employed workers were analysed using an adapted version of the industry classification system defined by the French official statistics authority INSEE (see Note on methodology). *Wholesale trade* is the leading sector among self-employed workers in Monaco, according to this classification (856 operational businesses, or 16.2%). This is followed by *Specialised activities* (advertising, design, photography, translation, etc.), *Management consultancy*, *Retail sales in stores*, *Real estate activities* (including property developers) and *Administrative and support service activities*. These six groups under the broad heading of wholesale/retail trade and services accounted for more than half of all businesses owned by self-employed workers in 2018 (56.5% or nearly 3,000). *Construction* accounts for less than 300 businesses operated by self-employed workers (for comparison, more than 5,000 employees work in this sector in the Principality of Monaco). There are also fewer self-employed workers in motor vehicle and pharmaceutical sales, and in the food industry (butcher's shops, cake shops, etc.).

5. Distribution of the self-employed activities according to the economic sector in 2018



Sources: *Caisses sociales de Monaco, Monaco Statistics*

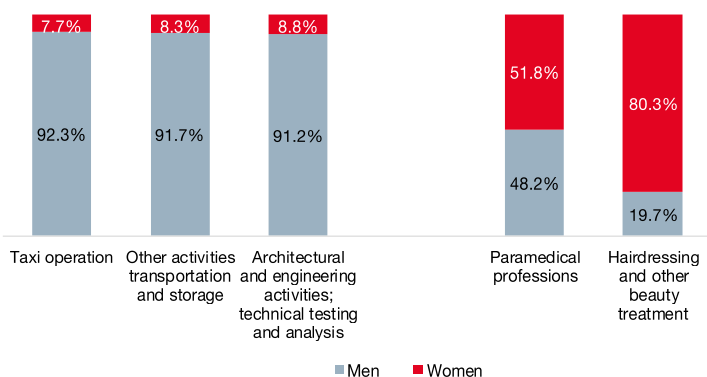
6. Distribution of the first twenty activities of the self-employed in 2018

	Sector weight
Wholesale trade	16.2%
Specialised activities (design, photographic act.)	11.4%
Management consultancy activities	8.9%
Retail sales in stores	7.2%
Real estate activities	7.1%
Administrative and support service activities	5.5%
Construction	5.1%
Arts, entertainment and recreation	4.9%
Information and communication	4.6%
Medical and dental practice activities	3.7%
Accommodation and food service activities	3.6%
Architectural and engineering activities	2.4%
Education + Public administration	2.0%
Taxi operation	1.9%
Legal and accounting activities	1.9%
Other personal service activities	1.9%
Paramedical professions	1.6%
Financial and insurance activities	1.4%
Hairdressing and other beauty treatment	1.4%
Other transportation and storage activities	1.3%

Sources: *Caisses sociales de Monaco, Monaco Statistics*

Near gender parity in the paramedical professions

7. Breakdown of the most and less feminized self-employed activities by gender in 2018



Sources: *Caisses sociales de Monaco, Monaco Statistics*

Given that self-employed workers are overwhelmingly male, the majority of associated businesses are in primarily male-dominated sectors.

These include *Taxi operation*, *Other transportation and storage activities* and *Architectural and engineering activities; technical testing and analysis*, which are the most heavily dominated by men (over 90%). There are only two categories in which women are more strongly represented than men: *Hairdressing and other beauty treatment* (80.3% women) and, to a lesser extent, *Paramedical professions* (51.8%). This latter sector appears to have come closest to reaching gender parity among self-employed workers at the end of 2018.

Note on methodology:

- All individuals authorised to conduct a professional activity in Monaco on a self-employed basis (this activity may be of a craft-based, industrial or commercial nature, or it may be a liberal profession) are considered to be self-employed workers, with the exception of non-employee directors of *Sociétés Anonymes Monégasques* (± Monegasque joint-stock companies). A self-employed worker may operate several businesses. Equally, a business may be run by several self-employed workers. The weight of a business is calculated on the basis of the number of self-employed workers associated with it, and the weight of a self-employed worker is calculated on the basis of the number of businesses associated with them.
- The Monegasque Institute of Statistics and Economic Studies (IMSEE) divides the Monegasque economy into 12 Major Activity Sectors (MAS). However, the study of self-employed workers resulted in an analysis which was adapted to the activities carried out by this group, at a more detailed level than that offered by the MAS. The classification of activities used by IMSEE in this Focus draws on an industry classification system defined by INSEE. This classification, based on the French classification of activities (NAF), is used in the *Insee Île-de-France Analyses No. 94 (February 2019)*, where it is described in more detail.